

Mobile ordering for G&T's Grill and X'Prez'O

1

Download the Transact Mobile Ordering app from the App Store or Google Play.

After you download and install, be sure to have your W&J email information available.

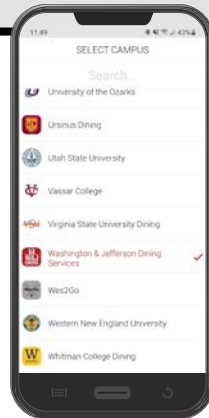
You will need your email and password to activate your mobile ordering account.




2

Open the app and scroll until you find Washington & Jefferson Dining Services or search by our name in the search field.

Once found, tap the W&J Dining icon, and then tap the red continue button.

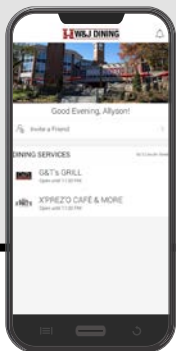


Tap **Log in with CampusID** to login with your **W&J email and password.**



3

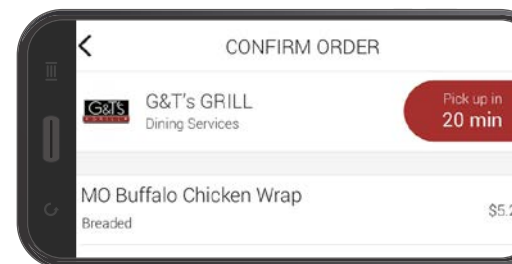
To place your order, choose G&T's Grill or X'Prez'O and make your selections. When you are satisfied with your order, select the check-out option. Continue to complete each step until you are prompted to submit your order.



You will receive a push notification when your order is ready for pick up. Head over to the location you ordered from where you can scan the QR code and pick up your order.

At X'Prez'O you may use JayCash to complete your order and at G&T's Grill, you may use JayCash and Meal Exchange.

Meal Exchange includes one entrée, one side, and one beverage.



FYI